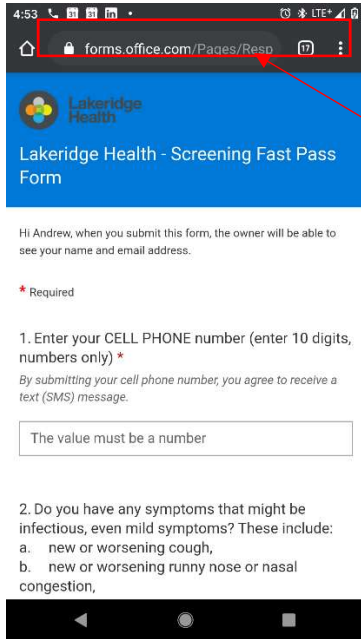
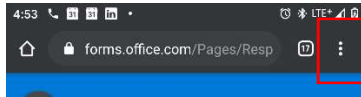


# Home to Add “Screening FastPass” to your Home Screen Android Instructions



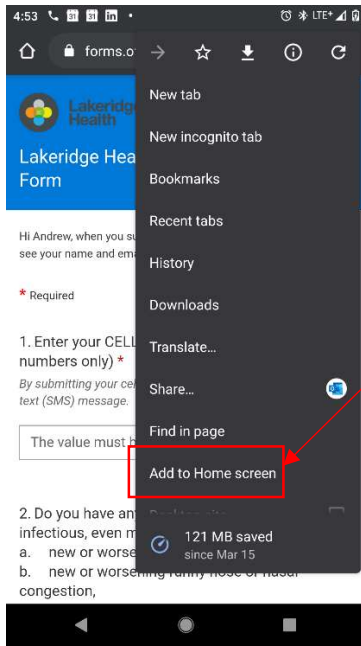
**Step One:**  
Open Chrome Browser and navigate to:  
[screening.lh.ca](https://screening.lh.ca)

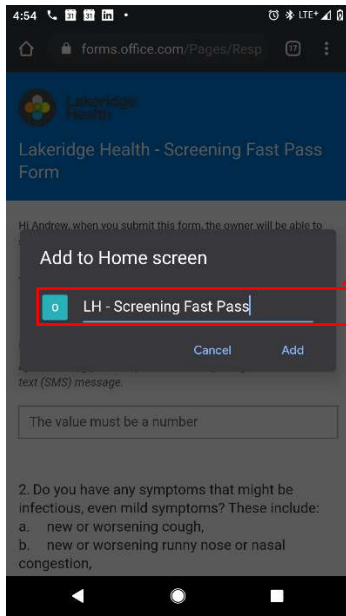
This will redirect you automatically to the Online Screening FastPass form



**Step Two:**  
Click on the options menu


Tap - Add to Home screen





**Step Three:**

Type in a Memorable name, and then tap "Add"



**Step Five**

Tap on the new icon each time you want to access the FastPass App