



**Lakeridge  
Health**

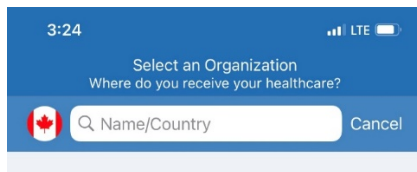
## How to Sign Up for the New MyChart Using the Mobile App

This handout offers you information on how to sign up for the new MyChart using the mobile app when you do not have an appointment at Lakeridge Health.

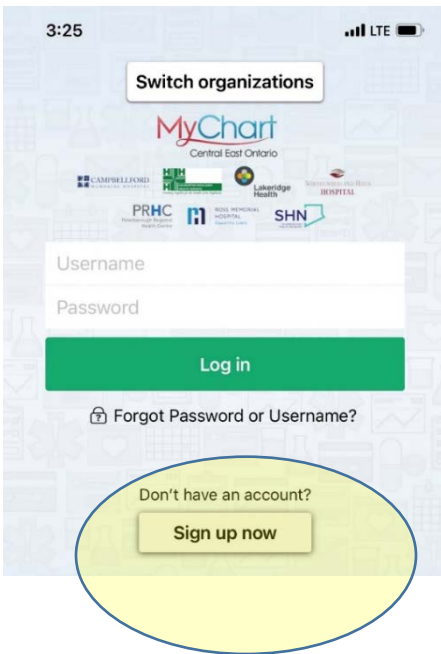
1. Download the MyChart app for your Apple or Android device from the App Store or Google Play Store.



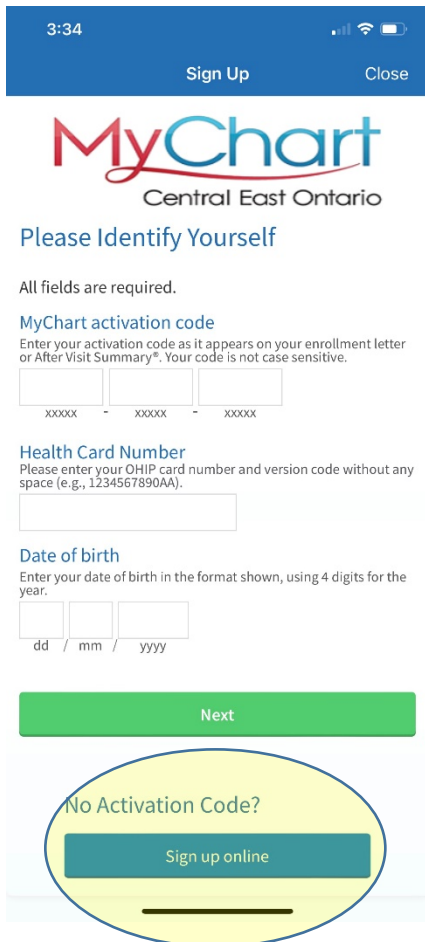
2. Select MyChart Central East Ontario



3. Click "Sign Up Now"



4. Click "Sign up online"



5. Complete the form to request an Activation Code. It may take up to 1 week to receive this Activation Code by text, email or mailed letter.

The screenshot shows a mobile app interface for requesting an activation code. At the top, there is a blue header with 'Sign Up' and 'Close' buttons. Below the header is the MyChart Central East Ontario logo. The main heading is 'Request an Activation Code'. A paragraph of text explains the process: 'We need you to fill in the form below to process your request for a MyChart account. This information must match the information on your Ontario Health Insurance (OHIP) card. It may take up to 1 week for your request to be processed. If your information does not match, we may call to verify your information. After your request has been processed, we will send you a text, email or letter with your activation code and how to use it to activate your MyChart account. Please call 1-833-789-3742 if you have any questions about this.' Below this is a legend: '\* Indicates a required field'. The form fields are: 'Name' (with sub-fields for 'First name' and 'Last name'), 'Address' (with sub-fields for 'Country' and 'Street Address'). The 'Country' field is pre-filled with 'Canada'. All required fields are marked with a red asterisk.

6. Once you receive your Activation Code, go to the MyChart App to complete registration.
7. Click on 'sign up now' under 'New User'.

The screenshot shows the MyChart Central East Ontario login screen. At the top, there is a 'Switch organizations' button. Below it is the MyChart Central East Ontario logo. A grid of logos for various hospitals is displayed, including Campbellford Hospital, PRHC, Ross Memorial Hospital, Shennog Health, and St. Joseph's Hospital. Below the logos are two input fields for 'Username' and 'Password'. A green 'Log in' button is positioned below the password field. Below the 'Log in' button is a link: 'Forgot Password or Username?'. At the bottom, there is a yellow oval containing the text 'Don't have an account?' and a 'Sign up now' button.

8. Fill in the information asked for under 'Please Identify Yourself'. This includes your Activation Code, your Health Card Number, and your date of birth. This is needed to complete your sign up for MyChart.

4:12 Sign Up Close

**MyChart**  
Central East Ontario

**Please Identify Yourself**

All fields are required.

**MyChart activation code**  
Enter your activation code as it appears on your enrollment letter or After Visit Summary\*. Your code is not case sensitive.

XXXXX - XXXXX - XXXXX

**Health Card Number**  
Please enter your OHIP card number and version code without any space (e.g., 1234567890AA).

**Date of birth**  
Enter your date of birth in the format shown, using 4 digits for the year.

dd / mm / yyyy

Next

No Activation Code?

Sign up online

Last reviewed: December 2021